


2013 ANNUAL REPORT

A stylized graphic of a mountain range. The mountains are represented by layered, silhouetted shapes in various shades of blue, from light sky blue at the top to dark navy blue at the bottom. The background is a light blue gradient.

*Improving the quality of life of individuals  
and their families living with MS and  
related neurological diseases through  
care, support, education and research.*

ROCKY MOUNTAIN  
MS CENTER  
— *the answers begin here* —

[www.mscenter.org](http://www.mscenter.org)

## 2013 Board of Directors

### *Officers*

Paul Wisor, JD, *Chair*

Brett Hanselman, *Vice Chair*

James A. Mills, Jr., *Secretary*

Jerry Buck, *Co-Treasurer*

Jennifer Fackler, *Co-Treasurer*

### *Members At Large*

Del Arnold

Scott Baker

Ryan Chase

Chris Fickel

Lisa Hunter

Jennifer Mayes

Jennifer Nelson

Michael Persichitte

Ann Marie Pewterbaugh

Robert Shanahan

James Tarpey

Kevin Zwick

### *Honorary Board Members*

H. Lee Ambrose

Liz Frawley

A. Barry Hirschfeld

Kevin and Mary McNicholas

Cindy Medema

Charles A. Miller, JD

Larry Olsen

Steve Roesinger

W. Dean Singleton

Sandee Walling

Marie Windlinger

Adam H. Writer

Diane Writer

### *Executive Director*

Gina Berg

### *Medical Director*

Timothy Vollmer, MD



## CARE

- 3,000 MS patients received comprehensive medical care at the Rocky Mountain MS Center Clinic at Anschutz Medical Campus.
- 300 uninsured individuals received MS specialty care at our affiliated clinic, the Rocky Mountain MS Center at Potomac Street Clinic.
- 250 individuals received MS specialty care at our affiliated clinics, Denver Health and Denver Veterans Association (VA).
- 180 people with progressive MS and other neurological illnesses and disabilities attended our award-winning King Adult Day Enrichment Program, serving an average of 60 clients per day.
- 60 children received care by our pediatric MS clinic at the Rocky Mountain MS Center Clinic at Anschutz Medical Campus.

## SUPPORT

- 350 people received disability assessments through our Disability Assessment Clinic. On average 90 percent of patients obtain Social Security Disability Insurance benefits after going through the clinic.
- 180 people participated in our community hydrotherapy program.
- 155 individuals received counseling and support, providing 561 units of service through individual appointments, family sessions, and support groups for people living with MS and caregivers.
- Provided tri-monthly MS 101 classes for newly diagnosed individuals, led by a licensed clinical social worker.



## EDUCATION

- 2,500 people received patient, family, and community education through monthly classes and seminars, and 175 MS professionals received professional level education.
- Provided MS-specific education to an estimated readership of 76,600 people through a quarterly educational magazine, *InforMS*, and an electronic newsletter, *eMS News*.



## RESEARCH

- Operated a tissue bank at a biorepository at the Rocky Mountain MS Center Clinic at Anschutz Medical Campus, distributing dozens of samples for research conducted around the world. We now have 1,900 registered donors.
- 28 MS-specific clinical trials were coordinated and facilitated at the Rocky Mountain MS Center Clinic at Anschutz Medical Campus.
- Pursued translational research at the Rocky Mountain MS Center Clinic at Anschutz Medical Campus, which combines basic (lab) and clinical (patient) data and focuses on an MS vaccine approach for people with MS and children at risk for MS.
- Engaged in cutting-edge neuroscience research as one of 25 clinical sites participating in the NeuroNEXT project led by the Rocky Mountain MS Center Medical Director Dr. Timothy Vollmer.

**3,000**

MS patients at the Anschutz Campus

**550**

individuals received specialty care

**180**

people attended the King Adult Day Enrichment Program

**60**

children received care by our pediatric MS clinic

**350**

people received disability assessments

**180**

people participated in our hydrotherapy program.

**155**

people received counseling

**2,500**

people attended classes and seminars

**28**

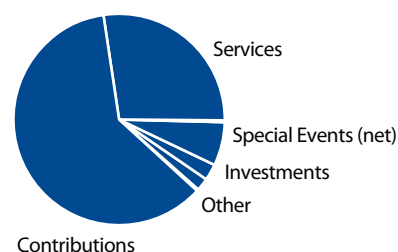
MS-specific clinical trials



# Income and Expenses 2012 & 2013

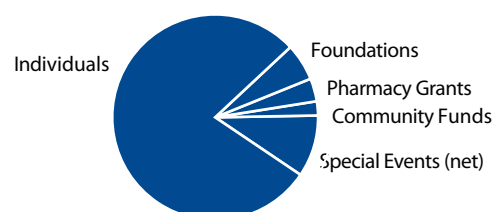
Revenue Sources	2013		2012	
Contributions	\$2,232,391*	61.04%	\$638,200	29.72%
Services	\$1,008,345	27.57%	\$1,065,387	49.62%
In-Kind Contributions	\$9,660	0.26%	\$61,037	2.84%
Special Events (net)	\$236,559	6.47%	\$294,470	13.71%
Investments/Interest	\$92,411	2.53%	\$48,508	2.26%
Other	\$78,171	2.14%	\$39,646	1.85%
Total	\$3,657,537	100%	\$2,147,248	100%

\* Includes one-time bequest gift of \$1,703,000



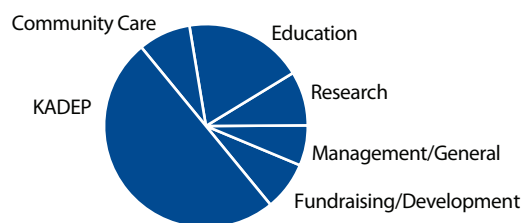
2013 Revenue Sources

Charitable Support	2013		2012	
Individuals	\$1,952,149	78.76%	\$233,099	23.46%
Foundations	\$141,820	5.72%	\$276,235	27.80%
Pharmacy Grants	\$90,181	3.64%	\$106,500	10.72%
Corporations	\$0	0.00%	\$12,464	1.25%
Community Funds	\$57,901	2.34%	\$70,939	7.14%
Special Events (net)	\$236,559	9.54%	\$294,470	29.63%
Total	\$2,478,610	100%	\$993,707	100%



2013 Charitable Support

Expenses	2013		2012	
KADEP	\$1,100,409	50.25%	\$1,086,628	49.58%
Community Care	\$88,697	8.32%	\$92,712	4.23%
Education	\$388,088	18.68%	\$413,498	18.87%
Research	\$219,713	8.60%	\$261,062	11.91%
Management/General	\$171,940	6.59%	\$125,666	5.74%
Fundraising/Development	\$222,500	7.56%	\$211,949	9.67%
Total	\$2,191,347	100%	\$2,191,515	100%



2013 Expenses