


2 0 1 2   A N N U A L   R E P O R T

A stylized graphic of a mountain range. The mountains are represented by layered, jagged shapes in various shades of blue, from light sky blue at the top to dark navy blue at the bottom. The background is a light blue gradient.

Improving the lives of people with  
MS and their families through care,  
support, education and research.

ROCKY MOUNTAIN  
MS CENTER  
— *the answers begin here* —

[www.mscenter.org](http://www.mscenter.org)

## 2012 Board of Directors

### *Officers*

Derek Sevier, *Chair*  
Brett Hanselman, *Vice Chair*  
Paul Wisor, JD, *Secretary*  
David Decolati, *Treasurer*

### *Members At Large*

Sylvia Angell  
Del Arnold  
Scott Baker  
Tod Baker  
Wendy Booth  
Jerry Buck  
Ryan Chase  
Renelle Darr  
Jennifer Fackler  
Chris Fickel  
Lisa Hunter  
Michael Knoelker  
Brian Luptowski  
Jennifer Mayes  
Casey Nikoloric  
Ryan Orrell  
Jason Smith  
James Tarpey  
Sandra Walling  
Jeff Wren  
Kevin Zwick

### *Honorary Board Members*

H. Lee Ambrose  
Liz Frawley  
A. Barry Hirschfeld  
Kevin and Mary McNicholas  
Cindy Medema  
Larry Olsen  
Barbara Pundsack  
Steve Roesinger  
W. Dean Singleton  
Marie Windlinger  
Adam H. Writer  
Diane Writer

### *Executive Director*

Karen Wenzel, MA, CTRS

### *Medical Director*

Timothy Vollmer, MD




## CARE

- 3,000 MS patients received comprehensive medical care at the Rocky Mountain MS Center at Anschutz Medical Campus.
- 300 uninsured individuals received MS specialty care at our affiliated clinic, the Rocky Mountain MS Center at Potomac Street Clinic.
- 250 individuals received MS specialty care at our affiliated clinics, Denver Health and Denver Veterans Association (VA).
- 180 people with progressive MS and other neurological illnesses and disabilities attended our award-winning King Adult Day Enrichment Program, serving an average of 60 individuals per day.
- 60 children received care by our pediatric MS clinic at the Rocky Mountain MS Center at Anschutz Medical Campus.

## SUPPORT

- 350 people received disability assessments through our Disability Assessment Clinic. On average 90 percent of patients obtain Social Security Disability Insurance benefits after going through the clinic.
- 180 people participated in our community hydrotherapy program.
- 155 individuals received counseling and support, providing 561 units of service through individual appointments, family sessions, and support groups for people with MS and family caregivers.
- Ran a tri-monthly MS 101 class for newly diagnosed individuals, which was led by a licensed social worker.



## EDUCATION

- 2,500 people received patient, family, and community education through monthly classes and seminars, and 175 MS professionals received professional level education.
- Provided MS-specific education to an estimated readership of 76,600 people through a quarterly educational magazine, *InforMS*, and an electronic newsletter, *eMS News*.



## RESEARCH

- Operated a tissue bank at a biorepository at the Rocky Mountain MS Center at Anschutz Medical Campus, distributing dozens of samples for research conducted around the world. We currently have 1,900 registered donors.
- 28 MS-specific clinical trials were coordinated and facilitated at the Rocky Mountain MS Center at Anschutz Medical Campus.
- Pursued translational research at the Rocky Mountain MS Center at Anschutz Medical Campus, which combines basic (lab) and clinical (patient) data and focuses on an MS vaccine approach for people with MS and children at risk for MS.
- Engaged in cutting-edge neuroscience research as one of 25 clinical sites participating in the NeuroNEXT project led by the Rocky Mountain MS Center Medical Director Dr. Timothy Vollmer.

**3,000**

MS patients at the Anschutz Campus

**550**

individuals received specialty care

**180**

people attended the King Adult Day Enrichment Program

**60**

children received care by our pediatric MS clinic

**350**

people received disability assessments

**180**

people participated in our hydrotherapy program.

**155**

people received counseling

**2,500**

people attended classes and seminars

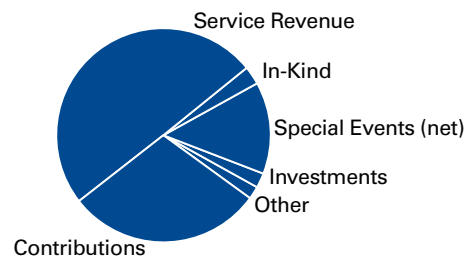
**28**

MS-specific clinical trials



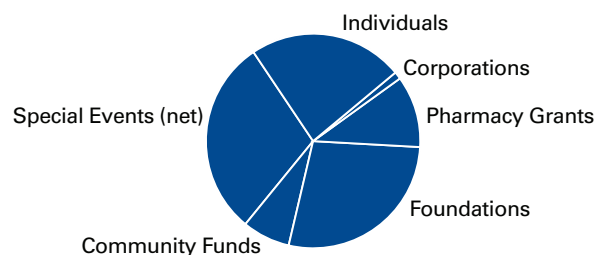
# Income and Expenses 2011 & 2012

Revenue Sources	2011		2012	
Contributions	\$1,101,076	46.14%	\$638,200	29.72%
Services	\$1,015,535	42.55%	\$1,065,387	49.62%
In-Kind Contributions	\$52,813	2.21%	\$61,037	2.84%
Special Events (net)	\$147,112	6.15%	\$294,470	13.71%
Investments/Interest	\$(638)	0%	\$48,508	2.26%
Other	\$70,481	2.95%	\$39,646	1.85%
Total	\$2,386,379	100%	\$2,147,248	100%



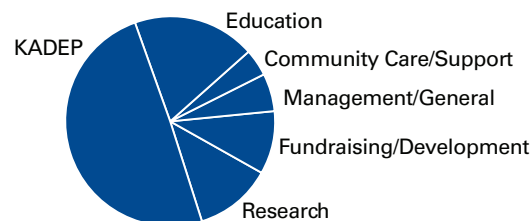
2012 Revenue Sources

Charitable Support	2011		2012	
Individuals	\$204,945	15.27%	\$233,099	23.46%
Foundations	\$761,095	56.73%	\$276,235	27.80%
Pharmacy Grants	\$99,163	7.39%	\$106,500	10.72%
Corporations	\$22,008	1.64%	\$12,464	1.25%
Community Funds	\$66,681	4.97%	\$70,939	7.14%
Special Events (net)	\$187,812	14.00%	\$294,470	29.63%
Total	\$1,341,704	100%	\$993,707	100%



2012 Charitable Support

Expenses	2011		2012	
KADEP	\$993,231	50.25%	\$1,086,628	49.58%
Community Care	\$164,354	8.32%	\$92,712	4.23%
Education	\$369,130	18.68%	\$413,498	18.87%
Research	\$170,074	8.60%	\$261,062	11.91%
Management/General	\$130,320	6.59%	\$125,666	5.74%
Fundraising	\$149,374	7.56%	\$211,949	9.67%
Total	\$1,976,483	100%	\$2,191,515	100%



2012 Expenses

	2011	2012
Change/Net Assets	\$409,896	\$(44,267)
Program Ratio	86%	85%
Fundraising	8%	10%
Net Assets, year-end	\$2,427,660	\$2,383,393